

How to sign up for an Official's eLearning Clinic

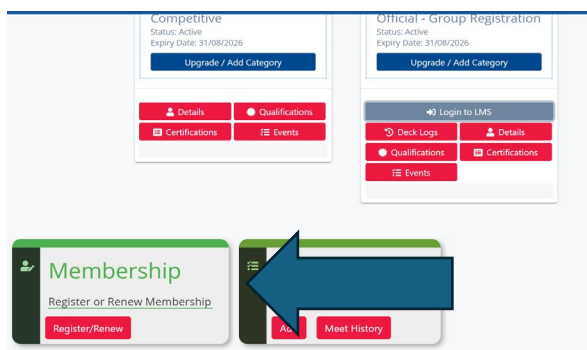
Step 1

Sign into <https://swimming.canada.sportsmanager.ie/>

Step 2

Next if you don't have a personal account, you will have to create an account. You can do this by clicking Register/Renew under the Memberships tab. (bottom left)

Register yourself as an official.



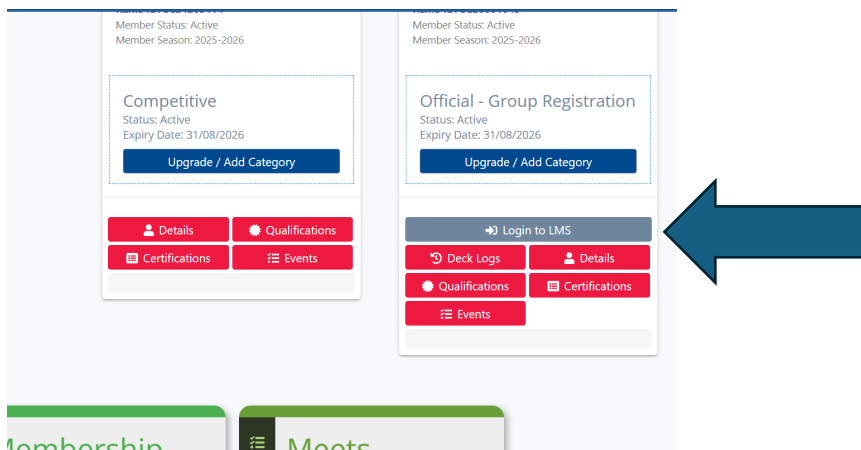
Step 3

Your registration will have to be approved by the club. You will receive an email once your registration is approved. Once you receive the email you can proceed to step 4.

Step 4

From the Swim Canada website <https://swimming.canada.sportsmanager.ie/>

You can Logging to LMS



Step 5


Select Group – “Official” and click Login to LMS (Red banner)

Step 6

Under the Banner “Official Instructions” Click “Session”



Step 7

At this page “John Doe’s Status” you can select Start Elearning Module for Intro to Officiating and complete the course.

S STATUS  [VIEW PROFILE](#)

Please note that you can only resume a course on the same electronic device and in the selected language. If you are using a tablet, you may be required to download an app in order to play the e-module.

LEVEL 1

	MODULE	ENROLLED	COMPLETED
1	Intro to Officiating (Timekeeper) eModule	START ELEARNING MODULE	
	Intro to Officiating (Timekeeper) (Lindsay Jan 29/26)		
2	<div>This is a restricted to edit. This is also available on...</div>	 2026-01-21	